

mLight

WIRELESS 360 TUBE



USER MANUAL

KEEP THIS USER MANUAL FOR FUTURE NEEDS

Thank you for your patronage!

We are confident that our excellent products and service can satisfy you.

For your own safety, please read this user manual carefully before installing the device.

In order to install, operate, and maintain the lighting safety correctly.

We suggest that the installation and operation should be done by the verified technician and follow the instruction strictly.



CAUTION!

Unplug mains lead before device's installation, cleaning and maintenance!

Every person involved with the installation, operation and maintenance of this device has to:

-be qualified

-follow carefully the instructions of this manual

INTRODUCTION

Thank you for having chosen this professional moving head.

You will see you have acquired a powerful and versatile device.

Unpack the device. Inside the carton box you should find:

1. One charging cable
2. One stand holder
3. One IR remote
4. One English user manual

(Flight case, Clamps are optional, please contact your dealer)

Please check carefully that there is no damage caused by transportation. Should there be any questions, please consult your dealer and don't install this device.

TECHNICAL PARAMETERS

Power supply

AC110-240V 50/60 Hz

Power consumption: 480W

Maximum running time (full light): 1 hour /2 hours /3 hours /4 hours /5 hours /6 hours /7 hours /8 hours /9 hours /10 hours /11 hours /12 hours mode is optional.

Maximum running time (Single color): up to 8 hours.

Charging time: 7 hours

Light source

192*0.2 RGBWA 5 in1 LED

Average life: 50,000 hrs

Color temperature: 1750K-10000K

OLED Touch Display

Effect

Stroboscopic: 0-30HZ

Dimming: 4 dimming modes

Control mode: wireless DMX. Mobile APP, remote control, master-slave, Madrix

Channel: 4ch/5ch/6ch/7ch/12ch/40ch/80ch/160ch

Signal connection: 2.4G wireless connection, wireless connection within effective distance

Battery: lithium electronic battery, 9600 mAh

Dimensions: 1435MM (length) *50mm (diameter)

Weight: 2.5kg

Heat dissipation system: natural heat dissipation

Shell: aluminum alloy, semi-light oxidized fine black sand.

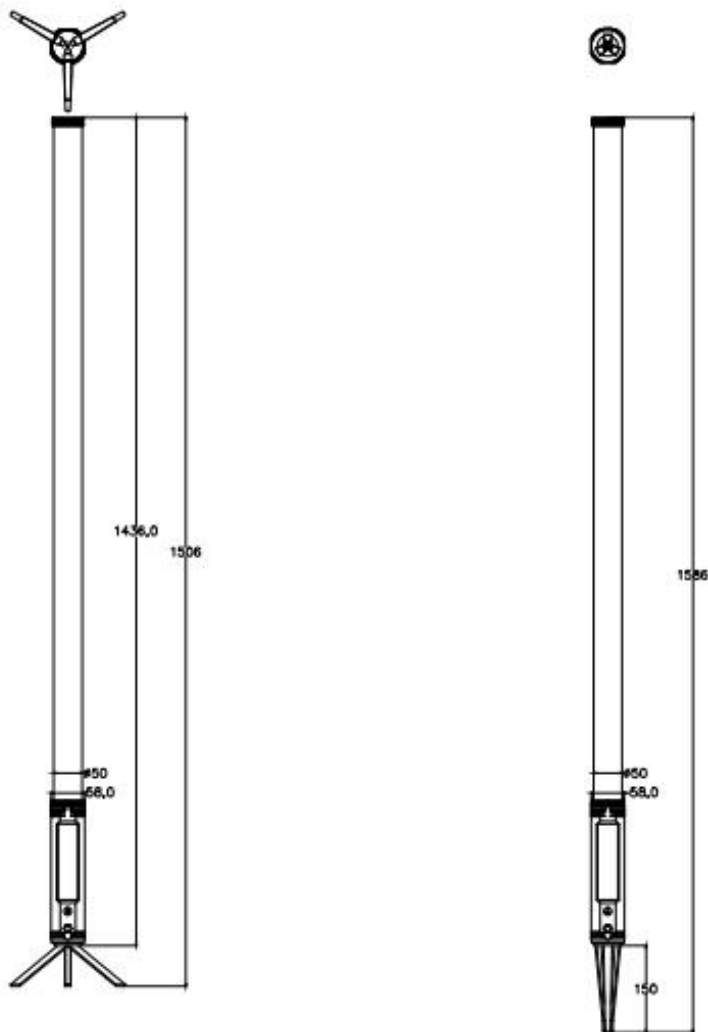
Accessories are standard: Infrared remote control, holder and charger.

Product features:

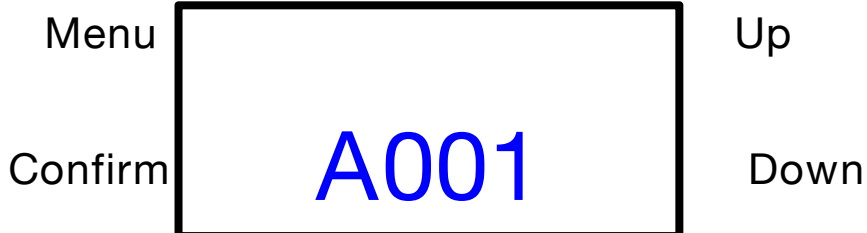
- 1.360 degree light emission, uniform light emission,
- 2 high color rendering index, long battery life, Bright and saturated colors.
- 3.Aluminum alloy shell, firm body, compact structure, excellent heat dissipation, equipped with eyebolt and foldable base, and easy installation.
- 4.The color temperature of 1750K-10000K (unit is 250K) can be adjusted.
- 5.32 pixels, which can be individually controlled.
- 6.OLED touch screen, easy to operate.
7. Support wireless DMX (compatible with Swedish wireless), mobile APP, remote control
8. Single lamp control, multi-lamp combination master-slave control, remote control, console control, APP control, etc.
- 9.IP65

Matters needing attention:

1. Built-in battery, inside away from fire and water sources. If water enters, do not use it again to prevent danger.
2. Please do not disassemble the product for maintenance, please contact the agent who purchased the product.

Fixture Size

Key operation diagram



Menu Operation Instructions:

Address	001--512	Address code mode	
Channel	4CHA	4A channel mode	
	4CHB	4B channel mode	
	5CH	5 channel mode	
	6CHA	6A channel mode	
	6CHB	6B channel mode	
	7CH	7 channel mode	
	12CH	12 channel mode	
	40CH	40 channel mode	
	80CH	80 channel mode	
	160CH	160 channel mode	
DMX Fail	Hold	DMX512 data retention	
	Blackout	DMX512 Data is not retained (black field)	
Dimmer Curve	Curve 1	Linear curve	
	Curve 2	Square curve	
	Curve 3	Logarithmic curve	
	Curve 4	S-curve	
Custom	Red: 0-255	Red manual dimming	
	Green: 0-255	Green manual dimming	
	Blue: 0-255	Blue manual dimming	
	White: 0-255	White manual dimming	
	Yellow: 0-255	yellow manual dimming	
Program	Color	DIM:0-255	
		Color:1-27	
		Strobe:0-255	
		DIM:0-255	
	Lee Color	Lee Color	L101
			L102
			L105
			L106
			L107
			L110
			L111
			L115
			L116

			L118		
			L119		
			L121		
			L124		
			L126		
			L127		
			L128		
			L132		
			L135		
			L139		
			L147		
			L151		
			L152		
			L158		
			L164		
			L174		
			L179		
			L180		
			L201		
			L203		
			L204		
			Strobe:0-255		
			CCT	DIM:0-255	
				CCT	1750K
	2000K				
	2250K				
	2500K				
	2750K				
	3000K				
	3250K				
	3500K				
	3750K				
	4000K				
	4250K				
	4500K				
	4750K				
	5000K				
	5250K				
	5500K				
	5750K				
	6000K				
	6250K				
	6500K				
6750K					
7000K					
	7250K				
	7500K				
	7750K				
	8000K				
	8250K				
	8500K				
	8750K				
	9000K				

			9250K
			9500K
			9750K
			10000K
		G/M:-1.00--1.00	
	HSI	DIM:0-255	
		HUE:0-360	
		STA:0-100	
	Auto	Auto Mode:0-60	
		Speed:1-16	
		Color:0-27	
	Sound	Sound Mode:0-3	
		SENS:0-100	
		Color:0-27	
	WIFI	LED_XXX	
Master/Slave	Master		
	Slave		
Wireless DMX	On		
	Off		
	Clear		
	Pairing		
Run Time	1h/2h/3h/4h/5h/6h/7h/8h/9h/10h/11h/12h		
Information	Version1.0		
	Current Time 00H35M 00S		
IR	ON		
	OFF		
Menu Lock	ON		
	OFF		
Back Light	Always On		
	10s		
	20s		
	30s		
Factory Reset	ON		
	YES		

DMX Channel

CH	4CHA	4CHB	5CH	6CHA	6CHB	7CH	12CH	40 CH	80 CH	160 CH
CH1	0-1 close the light 1-255 total dimmi ng	0-1 close the light 1-255 total dimmi ng	0- 255 red dim ming	0-1 close the light 1-255 total dimmin g	0-1 close the light 1-255 total dimmin g	0-1 close the light 1-255 total dimmin g	0-1 close the light 1-255 total dimming	R-1	R-1	R-1
CH2	0-10 none 11- 255 Strobe	0-10 none 11- 255 Strobe	0- 255 gree n dim ming	0-10 none 11-255 Strobe	0-255 red dimmin g	0-10 none 11-255 Strobe	0-10 none 11-255 Strobe	G-1	G-1	G-1
CH3	0-4 none 5-255 color tempe rature	0-4 none 5-255 tune RGB mixed color	0- 255 blue dim ming	0-4 none 5-255 RGB mixed color	0-255 green dimmin g	0-255 red dimmin g	0-10 cycle color mixing 11-19 red 20-28 green 29-37 blue 38-46 white 47-55 yellow 56-64 red+green 65-73 green+blue 74-82 red+blue 83-91 red+green 92-100 green+blue 101-109 red+yellow 110-118 red+green 119-127 green+blue 128-136 red 137-145 blue+yellow 146-154 yellow+white 155-163 green+white 164-172 green+yellow 173-181 red+blue+white 182-190 red+yellow+white 191-199 green+blue+white 200-208 green+blue+yellow 209-217 blue+yellow+white 218-226 red+green+blue+white	B-1	B-1	B-1

							227-235 red+green+blue+white 236-244 green+blue+white+yell ow 245-255 red+green+blue+white + yellow				
CH4	0-255 tune GM	0-255 color saturat ion	0- 255 whit e dim ming	0-255 tune GM	0-255 blue dimmin g	0-255 green dimmin g	0-16 17-33 background 34-50 background green 51-67 background 68-84 background 85-101 background 102-118background red+green 119-135background green+blue 136-152background red+blue 153-169background red+green 170-186background green+blue 187-203background red+yellow 204-220background red+green 221-237background green+blue 238-254background red+blue 255background blue+yellow	none red green blue white yellow	W- 1	W-1	W-1
CH5			0- 255 yello w dim ming	0-4 none 5-255 color temper ature	0-255 white dimmin g	0-255 blue dimmin g	0-1 2-255 base tint	none	Y-1	Y-1	Y-1
CH6				0-255 color saturati on	0-255 yellow dimmin g	0-255 white dimmin g	0-10 11-214 Effects (60 types, one effect with 3 values) 215-220 All effects 221-255 voice control	none	R-2	R-2	R-2
CH7						0-255 yellow dimmin	0-255 effect speed		G-2	G-2	G-2

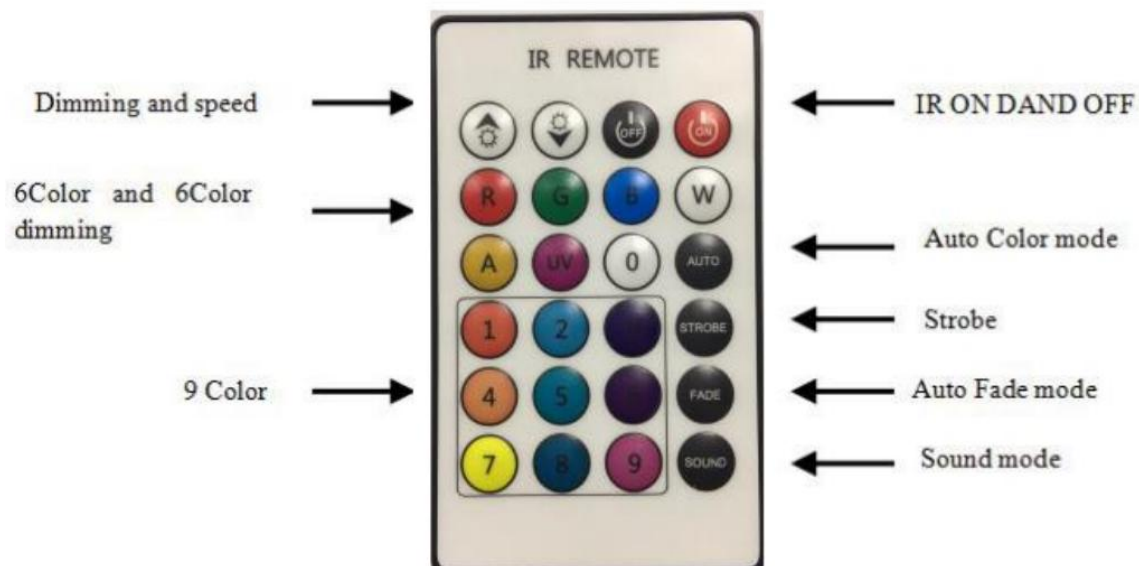
[illegible]

Advanced parameter settings

(In A001 mode, press the confirm button for 3 seconds to enter)

Red	000-255	red current regulation
Green	000-255	Green current regulation
Blue	000-255	blue current regulation
White	000-255	white current regulation
Yellow	000-255	yellow current regulation
State	Single	Currently on
	Whole	All bright
T.Limit	060	Power reduction setting (OFF/function off, power reduction on/40-100 degree setting range)
Delay	YES	Dimming delay on
	NO	Dimming delay off

Infrared remote control function:



WIFI control operation steps:

Step1: The mobile phone first installs the APP of this software (LED LAMP)

Step2: The lamp display function is switched to WIFI mode. After confirmation, LED-XXX will appear, (XXX represents 3 digits)

Step3: Click the setting icon on the phone, turn on the WIFI and search for the WIFI address, the word LED appears. Such as "LED-XXX", click the link, and exit this interface after the connection is successful.

Step4: Click the LED LAMP icon on the mobile phone, it shows that the connection is successful and you can control it. (This lighting APP control software can only use LED LIGHT control software)

Features:

- 1、Support master-slave connection advanced parameter setting
- 2、Support standard DMX512 and wired RDM
- 3、Support software online upgrade
- 4、Support temperature control settings
- 5、Support wireless 2.4G connection
- 6、Support mobile APP control (Android and Apple)

SCAN FOR DOWNLOAD THE APP:



REMARK

The product has perfect performance and integrity packing. All users should be strictly comply with the warning and operating instructions as stated. Or we aren't in charge of any result by misusing.

Any damage resulting by misuse is not within the Company's warranty.

Any fault or problem caused by neglecting the manual is also not in the charge of dealers.

Errors and omissions for every information given in this manual excepted.

All information is subject to change without prior notice.

